



M Series filter housings use any of Facet's M Series high efficiency filter cartridges. A single pass of product through the system removes solids such as rust, dirt, scale, granules and other particles commonly found in liquid process streams.

M Series filter housings are available in vertical or horizontal configuration in several standard and custom sizes to accommodate specific flow and filtration requirements. They are designed with no internal moving parts to provide easy service and reduced maintenance costs. Each housing is manufactured using quality materials and workmanship to give long-lasting, dependable service.

M Series filter housings can be fitted with either multiple single-length cartridges, stacked 1, 2 or 3 high, or their double-length or triple-length equivalents.

Standard Design Features

- Body: Welded carbon steel construction — other materials available on request
- ASME Code, Section VIII, Div. 1 construction
- Designed for 150 psi @ 250°F (10.3 bar @ 121 °C) — higher pressure and temperature ratings available on request
- Head closures:
Style 1, thru-bolt; Styles 2 and 3, swing bolt
- Head gasket: Buna-N o-ring —other materials available on request
- Inlet and outlet permanently marked
- Exterior: Multipurpose prime coated
- Head lift furnished on 20" (508 mm) and larger

Standard Connections

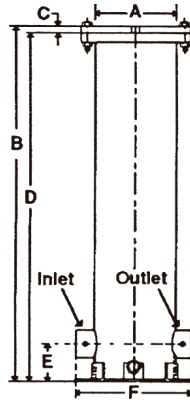
- Inlet and outlet:
Style 1, 3000# NPT; Styles 2 and 3, 150# RF (ANSI) flanged
- Side and bottom drain: 3000# NPT
- Vent and relief valve: 3/4" 3000# NPT
- Pressure gauge: 1/4" 3000# NPT

Options

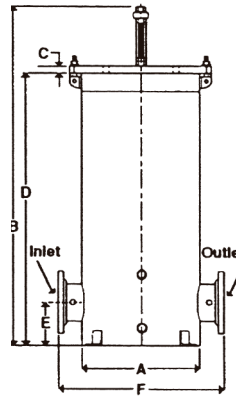
- Air Eliminator
- Differential pressure gauge
- Pressure relief valve
- Manual drain valve
- Interior epoxy coating

**SMALLER HOUSINGS AVAILABLE.
SEE ALL PURPOSE HOUSINGS SECTION**

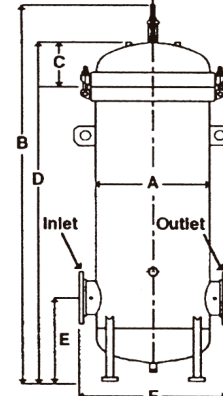
M Series Vertical Filter Housings



STYLE 1



STYLE 2



STYLE 3

DATA

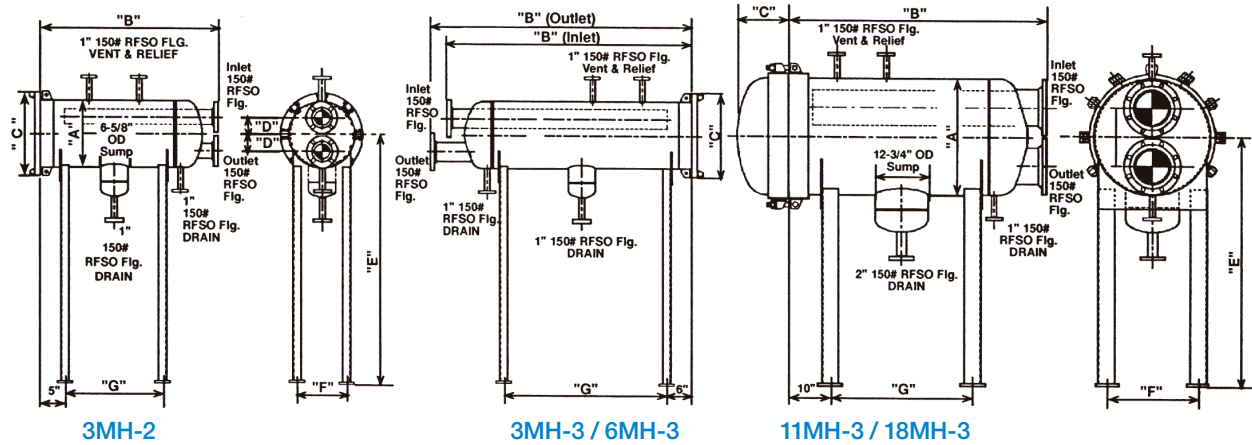
MODEL NUMBER	CONNECTIONS						ANCHOR BOLT PLAN					LIQUID VOLUME		WEIGHT WITH CARTRIDGES	
	INLET/OUTLET		SIDE DRAIN		BOTTOM DRAIN		BOLT HOLE DIAMETER		BOLT CIRCLE		NO. OF BOLT HOLES	gal	ltr	lbs	kgs
	in	mm	in	mm	in	mm	in	mm	in	mm					
1M-114	2	51	NA	NA	3/4	19	7/8	22	11 5/8	295	3	5	19	175	79
1M-214	2	51	NA	NA	3/4	19	7/8	22	11 5/8	295	3	8	30	195	88
1M-314	2	51	NA	NA	3/4	19	7/8	22	11 5/8	295	3	11	42	215	98
2M-314	4	102	3/4	19	3/4	19	7/8	22	17	432	4	36	136	500	227
3M-314	4	102	3/4	19	3/4	19	7/8	22	19	483	4	48	182	550	249
4M-314	6	152	3/4	19	3/4	19	7/8	22	21	533	4	62	235	860	390
6M-314	6	152	3/4	19	3/4	19	7/8	22	23	584	4	78	295	940	426
11M-314	8	203	1 1/2	38	1	25	7/8	22	25 1/4	641	4	175	662	1280	581
18M-314	10	254	1 1/2	38	1	25	7/8	22	32 5/8	829	4	350	1325	1975	896
27M-314	12	305	1 1/2	38	1 1/2	38	1	25	47 1/2	1206	4	540	2044	2840	1288

DIMENSIONS

MODEL NUMBER	DIMENSIONS												HOUSING STYLE	HEAD GASKET
	A		B		C		D		E		F			
	in	mm	in	mm	in	mm	in	mm	in	mm	in	mm		
1M-114	8 5/8	219	24 1/4	616	3/4	19	23 1/2	596	4	102	12 3/8	314	1	691627
1M-214	8 5/8	219	38 3/4	984	3/4	19	38	965	4	102	12 3/8	314	1	691627
1M-314	8 5/8	219	54 1/2	1378	3/4	19	53 1/2	1359	4	102	12 3/8	314	1	691627
2M-314	14	355	62 1/4	1581	1	25	53 1/2	1359	6	152	24	610	2	607731
3M-314	14	406	62 1/4	1581	1	25	53 1/2	1359	6	152	24	610	2	607731
4M-314	16	406	63 3/4	1619	1	25	55	1397	7 1/2	191	26	660	2	609919
6M-314	20	508	73 1/4	1861	1 1/4	32	62 3/4	1594	7 1/2	191	28	711	2	609920
11M-314	28	711	99 1/4	2521	11 1/4	286	89 1/4	2267	24	610	36	914	3	601299
18M-314	36	914	106 3/4	2711	14 1/4	362	95 1/4	2419	26	660	48	1219	3	601302
27M-314	42	1067	124 1/2	3162	16 3/4	425	98 3/4	2508	29 1/2	749	54	1371	3	602209

NOTES:

1. All dimensions, weights, and volumes are approximate and should be used for estimating only.
2. Cartridges are selected separately to fit specific application requirements.
3. Multiple stack cartridges can be replaced with one single-length equivalent. For example: 1M-214 = 1M-128 or 6M-314 = 6M-143, etc.



DIMENSIONS

MODEL NUMBER	INLET / OUTLET		DIMENSIONS													
			A		B		C		D		E		F		G	
	in	mm	in	mm	in	mm	in	mm	in	mm	in	mm	in	mm	in	mm
3MH-214	3	76	16	406	44 ³ / ₈	1127	20	508	4	102	60	1524	12	304	24	610
3MH-314	4	102	16	406	Outlet 65 ³ / ₈ Inlet 62 ³ / ₈	1660 1584	20	508	4	102	60	1524	12	304	40	1016
6MH-314	6	152	20	508	Outlet 66 ³ / ₄ Inlet 62 ³ / ₄	1695 1594	24	610	5 ³ / ₈	137	60	1524	15	381	40	1016
11MH-314	8	203	28	711	63	1600	12 ⁹ / ₁₆	319	7	178	60	1524	22	559	35	889
18MH-314	10	254	36	914	67	1702	15 ¹³ / ₁₆	402	9	229	60	1524	28	711	30	889

NOTES:

1. All dimensions are approximate and should be used for estimating only.
2. Cartridges are selected separately to fit specific application requirements.
3. Other size vessels available on request.