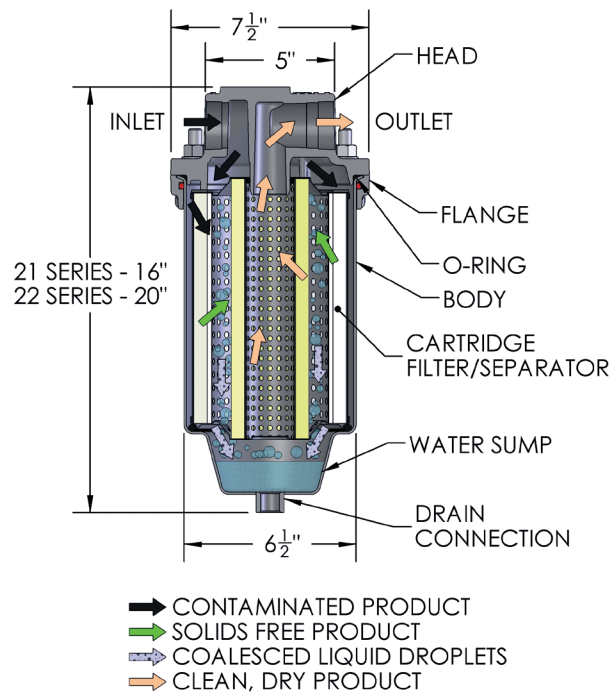


Fuel-Gard® VF-21SB/22SB Coalescer Separator



The Facet Fuel-Gard® VF-21SB/22SB, when configured as a coalescer separator, is an economical, compact housing designed to remove water and solids from aviation fuels.

Both interior and exterior surfaces of the carbon steel body are epoxy coated to protect against corrosion. This sturdy, single cartridge housing is easy to maintain and requires only 2" (51 mm) base clearance for cartridge change out.

Standard Housing Design

- Carbon steel body
- Aluminum head
- Epoxy coated internally and externally
- 150 psi (10 bar) design pressure
- Swing bolt quick open closure
- Buna-N o-ring closure gasket
- Vent and drain connections w/ brass petcocks provided
- 1 1/2" NPT inlet and outlet connections

VESSEL OPTIONS

MODEL	DESCRIPTION
VF-21SB	Housing only
VF-21SB-PG	Housing w/ Direct Reading Differential Pressure Gauge
VF-21SB-PGS	Housing w/ Direct Reading Differential Pressure Gauge & Sight Glass
VF-21SB-PGWP	Housing w/ Direct Reading Differential Pressure Gauge & 3/4" Coupling for Water Probe
VF-21SB-S	Housing w/ Sight Glass
VF-21SB-WP	Housing w/ 3/4" Coupling for Water Probe
VF-22SB	Housing only
VF-22SB-PG	Housing w/ Direct Reading Differential Pressure Gauge
VF-22SB-PGS	Housing w/ Direct Reading Differential Pressure Gauge & Sight Glass
VF-22SB-PGWP	Housing w/ Direct Reading Differential Pressure Gauge & 3/4" Coupling for Water Probe
VF-22SB-S	Housing w/ Sight Glass
VF-22SB-WP	Housing w/ 3/4" Coupling for Water Probe
644160	Mounting Bracket
644964	Grounding Cable

Differential Pressure Gauge- The piston-type differential pressure gauge provides a simple visual warning. When 15 psi differential pressure is reached, the gauge indicator moves from green to red zone. This warning will prevent premature cartridge change-out.

Water Sight Glass- The water sight glass provides an easy means to detect water in the sump. The weighted ball, visible in the sight glass, will float only when water is present. The floating ball is an indication water should be drained from the housing to prevent both cartridge contamination and water traveling downstream from the housing.

ACCORDING TO THE REQUIREMENTS OF EUROPEAN PRESSURE EQUIPMENT DIRECTIVE (PED) 2014/68/EU ART. 4.3, WITHIN THE OPERATING LIMITS PROVIDED ON VESSEL NAMEPLATE AND SUMMARIZED BELOW, THESE FILTERS ARE DESIGNED AND MANUFACTURED IN ACCORDANCE WITH THE SOUND ENGINEERING PRACTICE AND EXEMPT FROM CE MARKING AND CERTIFICATION: 10 BAR(G) @ 35°C FOR AV-GAS AND JET FUEL.



Standard Design Features

- Recommended maximum operating temperature: 180°F
- Maximum differential pressure: 75 psi (5.25 kg/cm²)
- pH range from 5 to 9
- Flow direction: Outside to in
- Cartridge dimensions: OD - 6" (152 mm), ID - 1 1/2" (38 mm), Nominal Length - 9" (229 mm)

Materials

- Carbon steel structural components
- All metal components coated to protect against corrosion
- Standard gaskets are Buna-N —other materials available on request

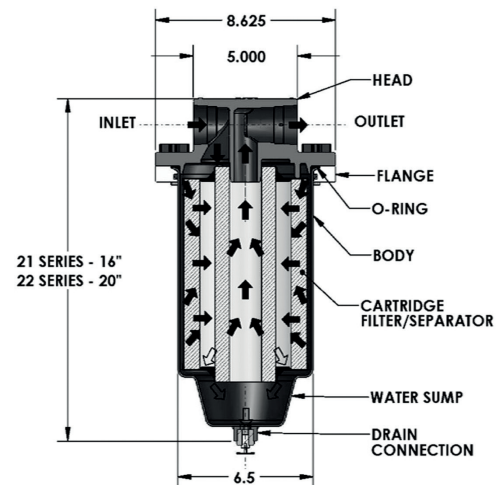
COMPRESSED AIR OR GAS

OPERATING PRESSURE	
psi	kg/cm ²
10	.70
25	1.76
40	2.80
50	3.50
75	5.25
100	7.0
150	10.5

FLOW RATES

MODEL NUMBER	MICRON RATING	MAX. RECOMMENDED FLOW RATE					
		DIESEL		KEROSENE		GASOLINE	
		gpm	lpm	gpm	lpm	gpm	lpm
FILTER SEPARATOR							
CC-21-7	1	23	87	35	133	45	170
CC-21B	10	23	87	35	133	45	170
CC-21C	25	23	87	35	133	45	170
FILTER							
CF-609-2PLO	2	45	170	45	170	45	170
CF-609-10PLO	10	45	170	45	170	45	170
CF-609-25PLO	25	45	170	45	170	45	170
ABSORPTIVE FILTER							
FG-O-609-2 ¹	1	18	68	36	136	45	170
GNG-609-5PL	5	18	68	36	136	45	170
GNG-609-25PL	25	18	68	36	136	45	170


1.- EI Specification tested and approved.



- FLOW LEGEND**
- ➡ CONTAMINATED PRODUCT
 - ➡ SOLIDS FREE PRODUCT
 - ⇌ COALESCED LIQUID DROPLETS
 - ➡ CLEAN, DRY PRODUCT

MODEL LEGEND

HOUSING	SERIES	ELEMENT TYPE	OPTIONS
VFCS (filter separator) VF (filter) VFG (absorptive)	21 or 22	See table for element options	PU15 = 15 psi pop up indicator PU25 = 25psi pop up indicator PG = piston type S = sight glass



Standard Design Features

- Recommended maximum operating temperature: 180°F
- Maximum differential pressure: 75 psi (5.25 kg/cm²)
- pH range from 5 to 9
- Flow direction: Outside to in
- Cartridge dimensions: OD - 6" (152 mm), ID - 1 1/2" (38 mm), Nominal Length - 12" (305 mm)

Materials

- Carbon steel structural components
- All metal components coated to protect against corrosion
- Standard gaskets are Buna-N —other materials available on request

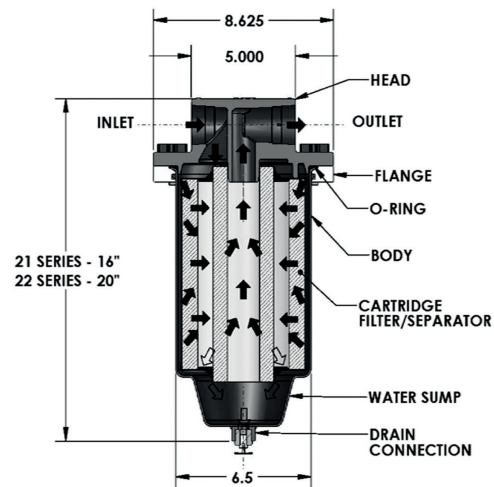
COMPRESSED AIR OR GAS

OPERATING PRESSURE		FLOW
psi	kg/cm ²	scfm
10	.70	113
25	1.76	143
40	2.80	158
50	3.50	180
75	5.25	203
100	7.0	233
150	10.5	270

FLOW RATES

MODEL NUMBER	MICRON RATING	MAX. RECOMMENDED FLOW RATE					
		DIESEL		KEROSENE		GASOLINE	
		gpm	lpm	gpm	lpm	gpm	lpm
FILTER SEPARATOR							
CC-22-7	1	30	114	50	189	60	227
CC-22B	10	30	114	50	189	60	227
CC-22C	25	30	114	50	189	60	227
FILTER							
CF-612-2PLO	2	56	212	56	212	56	212
CF-612-10PLO	10	56	212	56	212	56	212
CF-612-25PLO	25	56	212	56	212	56	212
ABSORPTIVE FILTER							
FG-O-612-2 ¹	1	25	95	50	189	60	227
GNG-612-5PL	5	25	95	50	189	60	227
GNG-612-25PL	25	25	95	50	189	60	227

1.- EI Specification tested and approved.



- FLOW LEGEND**
- ➡ CONTAMINATED PRODUCT
 - ➡ SOLIDS FREE PRODUCT
 - ⇌ COALESCED LIQUID DROPLETS
 - ➡ CLEAN, DRY PRODUCT

MODEL LEGEND

HOUSING	SERIES	ELEMENT TYPE	OPTIONS
VFCS (filter separator) VF (filter) VFG (absorptive)	21 or 22	See table for element options	PU15 = 15 psi pop up indicator PU25 = 25psi pop up indicator PG = piston type S = sight glass